

# MI Champions Online Learning Requirement:

*a minimum of 5 hours of learning  
where the learning comes from content delivered online*

**Examples of online learning:**

- ☞ watching recorded webinars
- ☞ taking an online course
- ☞ participating in online discussions/tutorials
- ☞ watching online lessons

At the end of this experience, the participant will either have a certificate provided by the program or create a product which utilizes or summarizes their learning.




**Examples of products:**






- ☞ a certificate from the online event
- ☞ a one page reflection paper
- ☞ a lesson plan which utilizes the new learning

The 5 hour minimum does not mean 5 hours of video tutorials, and it can include the practice/integration of the skills learned. In addition, multiple learning experiences may be combined to meet this requirement.

**Please share online work and end-product/certificate  
with the team MI-C Coach to verify completion of this requirement.**

Suggestions for online workshops/classes  
to fulfill MIChampions online requirement

 <p>Welcome to <b>MICHIGAN LEARNPORT</b><sup>®</sup></p>	<p><b>Login.</b> Click on <b>Courses</b> in left frame. Click on <b>Catalog</b>. Fill in keywords &amp; search for appropriate class. Click on the <b>i</b> to the left of the class name to get information on that class.</p>
	<p>Log in. Click on <b>Professional Development</b>. Click on <b>Interactive Training</b>. Each lesson is 2.5 hours. Turn in copy of final certificate for verification.</p>
	<p>Click on <b>Guest Login</b>. Type in your name (1<sup>st</sup> + last initial). Check <b>I verify</b> box. Under <b>Welcome to Tapped In</b>, click on the link to <b>see the online events</b>. To participate in an event, it's best to register (free) with TappedIn (instead of Guest login). You'll automatically be sent a transcript of any event you participate in. For workshop verification, <b>AFTER</b> the event, click on <b>Event Information</b>. Click on <b>see online attendees</b>. Click &amp; print the <b>text file</b> which will verify you were a participant as well as the title, description &amp; duration. Events are usually 1 hour each.</p>

	<p>Click on <b>Getting Started</b>.  <b>Register</b> (free).  Choose which class you wish to take. Each of the 3 online classes is 15 hours.  Course 1: Lesson Planning and Collaborative Tools  Course 2: 21<sup>st</sup> Century Tech Skills  Course 3: Practical Applications  Submit a copy of the <b>Certificate of Completion</b> for MICHampions verification.</p>
	<p>Open to members of:  <b>Clinton RESA</b>  <b>Ingham ISD</b>  <b>Macomb ISD</b>  <b>Shiawassee RESD</b></p> <p>Click <a href="#">here</a> to access the Professional Development page. Register for the course "21 things for the 21st Century Educator".</p>
	<p>MI Learning through iTunesU.  Lots of good stuff. Check out Moodle training.</p>
	<p>Self-paced workshops on a variety of educational topics. Each class is a major commitment – 30-35 hours. No certificate is offered – for verification purposes, please submit a 2 page, double-spaced explanation of what you learned and how you applied it to your own teaching situation.</p>
 <p><b>Universal Design for Learning Online Training Module</b></p>	<p>Three modules:  Foundations of UDL  Principles of UDL  Teaching UDL  Self-paced workshop  Print the Online training Module Assessment page with your score to submit for workshop verification.</p>